

RESOLUTION NO. 2012 – 04

RESOLUTION OF THE OVERSIGHT BOARD OF THE SUCCESSOR AGENCY  
TO THE COMMUNITY DEVELOPMENT COMMISSION AS  
THE NATIONAL CITY REDEVELOPMENT AGENCY ADOPTING  
THE APRIL 24, 2012 AMENDED DRAFT INITIAL RECOGNIZED  
OBLIGATION PAYMENT SCHEDULE FOR THE PERIOD  
JANUARY 1, 2012 THROUGH JUNE 30, 2012

WHEREAS, AB 1X 26 (“AB 26”) and AB 1X 27 (“AB 27”) were signed by the Governor of California on June 28, 2011, making certain changes to the Redevelopment Law, including adding Part 1.8 (commencing with Section 34161) and Part 1.85 (commencing with Section 34170) (“Part 1.85”) to Division 24 of the California Health and Safety Code (“Health and Safety Code”); and

WHEREAS, the California Redevelopment Association and League of California Cities filed a lawsuit in the Supreme Court of California (*California Redevelopment Association, et al. v. Matosantos, et al.*, Case No. S194861) alleging that AB 26 and AB 27 were unconstitutional; and

WHEREAS, on December 29, 2011, the Supreme Court issued its opinion in the *Matosantos* case largely upholding as constitutional AB 26, invalidating as unconstitutional AB 27, and holding that AB 26 may be severed from AB 27 and enforced independently; and

WHEREAS, the Supreme Court generally reformed and revised the effective dates and deadlines for performance of obligations under Health and Safety Code Part 1.85 of AB 26 arising before May 1, 2012, to take effect four months later, while leaving the effective dates or deadlines for performance of obligations under Health and Safety Code Part 1.8 of AB 26 unchanged; and

WHEREAS, as a result of the Supreme Court’s decision, and on February 1, 2012, all California redevelopment agencies were dissolved, successor agencies were established as successor agencies to the former redevelopment agencies pursuant to Health and Safety Code Section 34173, and successor agencies are tasked with paying, performing and enforcing the enforceable obligations of the former redevelopment agencies, and winding down the affairs of the former redevelopment agencies; and

WHEREAS, the City Council adopted Resolution No. 2012-15 on January 10, 2012, pursuant to Part 1.85, electing for the City to serve as the successor agency to the Community Development Commission of the City of National City (“CDC”) upon the dissolution of the Redevelopment Agency under AB 26 (“Successor Agency”); and

WHEREAS, on March 6, 2012, the Successor Agency was established as a separate legal entity through the adoption of Successor Agency Resolution No. 2012-04; and

WHEREAS, pursuant to Health and Safety Code Section 34177(l)(2)(A) of AB 26, the Successor Agency approved and adopted its first Recognized Obligation Payment Schedule (“ROPS”) on February 21, 2012 AS amended on April 2, 2012 and as amended on April 24, 2012; and

WHEREAS, in accordance with AB 26, the ROPS was prepared using the preliminary draft Initial ROPS prepared and approved by the CDC on September 27, 2011, and as amended on January 24 and January 31, 2012, pursuant to Health and Safety Code Section 34169(h); and

WHEREAS, pursuant to AB 26, the ROPS shall be forward looking to the next six (6) months, however, as a result of the Supreme Court's extension of certain deadlines of Part 1.85 of AB 26, the period to be covered by the first ROPS is through June 30, 2012; and

WHEREAS, according to Health and Safety Code Section 34177(l)(1) of AB 26, for each recognized obligation, the ROPS shall identify one or more of the following sources of payment: (i) Low and Moderate Income Housing Funds, (ii) bond proceeds, (iii) reserve balances, (iv) administrative cost allowance, and (v) the Redevelopment Property Tax Trust Fund, but only to the extent no other funding source is available or when payment from property tax revenues is required by an enforceable obligation or by the provision of Part 1.85 of AB 26; and

WHEREAS, according to Health and Safety Code Section 34177(l)(2)(A) of AB 26, the initial draft of the ROPS shall project the dates and amounts of scheduled payments for each enforceable obligation for the remainder of the time period during which the redevelopment agency would have been authorized to obligate property tax increment had such a redevelopment agency not been dissolved; and

WHEREAS, once approved by the Successor Agency, the ROPS shall thereafter be reviewed and certified by the County Auditor/Controller, through the use of an external auditor, and submitted to the Oversight Board for review and approval. A copy of the approved ROPS shall be submitted to the County Auditor/Controller and both the Controller's office and the Department of Finance, and shall be posted on the Successor Agency's internet website. The first ROPS was submitted to the Controller's Office and the Department of Finance by April 15, 2012; and

WHEREAS, the ROPS was submitted to the Oversight Board for approval on April 10, 2012, but action was not taken at that time. The Oversight Board asked the item be brought back before them at their next meeting, on May 2, 2012; and

WHEREAS, Health and Safety Code Section 34177(a)(1) of AB 26 requires the Successor Agency to continue to make payments due for enforceable obligations and, from February 1, 2012 until a ROPS becomes operative, only payments required pursuant to the Enforceable Obligations Payment Schedule shall be made; and

WHEREAS, pursuant to Health and Safety Code Section 34177(a)(3), commencing on May 1, 2012, only payments listed in the ROPS may be made by the Successor Agency from the funds specified in the ROPS and, commencing May 1, 2012, the ROPS shall supersede the Statement of Indebtedness of the CDC; and

WHEREAS, it is the intent of AB 26 that the ROPS serve as the designated reporting mechanism for disclosing the Successor Agency's bi-annual payment obligations by amount and source and, subsequent to the audit and approval of the ROPS as specified in AB 26, the County Auditor/Controller will be responsible for ensuring that the Successor Agency receives revenues sufficient to meet the requirements of the ROPS during each bi-annual period; and

WHEREAS, notwithstanding the provisions of Health and Safety Code Section 34177(a)(1), agreements between the City and the CDC have been included in the ROPS because, among other things, they have been validated by operation of law prior to the Governor's signature of AB 26 on June 28, 2011; and

WHEREAS, the Successor Agency's adopted Amended ROPS, which is consistent with the requirements of the Health and Safety Code and other applicable law, is attached to this Resolution as Exhibit "A"; and

WHEREAS, the ROPS approved by the Successor Agency has been considered by the Oversight Board for its review and approved; and

WHEREAS, a copy of the approved Amended ROPS shall be submitted by April 15, 2012 to the County Auditor/Controller's office and the Department of Finance, and shall be posted on the Successor Agency's internet website; and

WHEREAS, this Resolution has been reviewed with respect to applicability of the California Environmental Quality Act ("CEQA"), the State CEQA Guidelines (California Code of Regulations, Title 14, Sections 15000 *et seq.*, hereafter the "Guidelines"), and the City's environmental guidelines; and


WHEREAS, this Resolution is not a "project" for purposes of CEQA, as that term is defined by Guidelines section 15378, because this Resolution is an organizational or administrative activity that will not result in a direct or indirect physical change in the environment, per section 15378(b)(5) of the Guidelines; and

WHEREAS, all of the prerequisites with respect to the approval of this Resolution have been met.

NOW, THEREFORE, BE IT RESOLVED by the Board of the Successor Agency to the Community Development Commission as the National City Redevelopment Agency, as follows:

- Section 1. The foregoing recitals are true and correct, and are a substantive part of this Resolution.
- Section 2. The Amended ROPS, which is attached hereto as Exhibit "A", is approved and adopted.
- Section 3. The Successor Agency staff contact Brad Raulston, or designee, is hereby authorized and directed to:
- (i) provide the ROPS to the Department of Finance, State Controller, and County Auditor for their review; and
  - (ii) take such other actions and execute such other documents as are necessary to effectuate the intent of this Resolution on behalf of the Successor Agency.
- Section 4. The Oversight Board determines that this Resolution is not a "project" for purposes of CEQA, as that term is defined by Guidelines section 15378, because this Resolution is an organizational or administrative activity that will not result in a direct or indirect physical change in the environment, per section 15378(b)(5) of the Guidelines.
- Section 5. This Resolution shall take effect upon the date of its adoption.

PASSED and ADOPTED this 2<sup>nd</sup> day of May, 2012.

  
\_\_\_\_\_  
Ron Morrison, Chairman

ATTEST:

  
\_\_\_\_\_  
Secretary to the Oversight Board

APPROVED AS TO FORM:

\_\_\_\_\_  
Oversight Board Counsel

Passed and adopted by the Oversight Board to the Successor Agency to the Redevelopment Agency of the City of National City, California, on May 2, 2012 by the following vote, to-wit:


Ayes: Board Members: Aguirre, Desrochers, Donaldson, Morrison.

Nays: Carson, Perri.

Absent: Hentschke.

Abstain: None.

AUTHENTICATED BY: RON MORRISON  
Oversight Board Chairman

  
Secretary of the Oversight Board

By: \_\_\_\_\_  
Deputy

I HEREBY CERTIFY that the above and foregoing is a full, true and correct copy of RESOLUTION NO. 2012-04 of the Oversight Board to the Successor Agency to the Redevelopment Agency of the City of National City, California, passed and adopted by the Oversight Board of said City on May 2, 2012.

\_\_\_\_\_  
Clerk of the Oversight Board

By: \_\_\_\_\_  
Deputy

Passed and adopted by the Oversight Board to the Successor Agency to the Redevelopment Agency of the City of National City, California, on May 2, 2012 by the following vote, to-wit:

Ayes: Board Members: Aguirre, Desrochers, Donaldson, Morrison.

Nays: Carson, Perri.

Absent: Hentschke.


Abstain: None.

AUTHENTICATED BY: RON MORRISON  
Oversight Board Chairman

BRAD RAULSTON  
Secretary of the Oversight Board

By: \_\_\_\_\_  
Deputy

I HEREBY CERTIFY that the above and foregoing is a full, true and correct copy of RESOLUTION NO. 2012-04 of the Oversight Board to the Successor Agency to the Redevelopment Agency of the City of National City, California, passed and adopted by the Oversight Board of said City on May 2, 2012.

  
\_\_\_\_\_  
Secretary of the Oversight Board

By: \_\_\_\_\_  
Deputy

**OVERSIGHT BOARD TO THE SUCCESSOR AGENCY TO  
THE COMMUNITY DEVELOPMENT COMMISSION  
AS THE NATIONAL CITY REDEVELOPMENT AGENCY  
AGENDA STATEMENT**

**MEETING DATE:** May 2, 2012

**AGENDA ITEM NO. 4**

**ITEM TITLE:**

Resolution of the Successor Agency to the Community Development Commission as the National City Redevelopment Agency adopting the April 24, 2012 Amended Draft Initial Recognized Obligations Payment Schedule (ROPS) for the period January 1, 2012 through June 30, 2012.

**PREPARED BY:** Brad Raulston, Executive Director

**DEPARTMENT:** Redevelopment

**PHONE:** 336-4256

**APPROVED BY:** \_\_\_\_\_

**EXPLANATION:**

The 2011 California Redevelopment Legislation (AB X1 26) was approved by the State Legislature on June 15, 2011 and signed into law by the Governor on June 28, 2011. This Legislation, which provides for the statewide dissolution of redevelopment agencies, required all redevelopment agencies to file an Initial Recognized Obligations Payment Schedule. On September 27, 2011, the National City Community Development Commission adopted the Draft Initial Recognized Obligations Payment Schedule, subsequently amended on January 31, 2012. On January 10, 2012, National City declared itself the successor agency to the Redevelopment Agency and created the Successor Agency to the Community Development Commission as the National City Redevelopment Agency by way of Resolution No. 2012-15. The Successor Agency adopted the Draft Initial Recognized Obligations Payment Schedule on February 21, 2012. Staff recommends adopting the April 24, 2012 Amendment to the Draft Initial Recognized Obligations Payment Schedule for the period October 1, 2011 through June 30, 2012. If adopted, the ROPS will be reviewed for certification by National City Oversight Board. After certification, the ROPS will then be reviewed by the San Diego County Auditor-Controller and the California Department of Finance. The deadline for submission of the Oversight Board approved ROPS for this period to the County Auditor Controller was April 15, 2012.

**FINANCIAL STATEMENT:**

**APPROVED:** \_\_\_\_\_ **Finance**

**ACCOUNT NO.** Pursuant to AB 1X 26.

**APPROVED:** \_\_\_\_\_ **MIS**

**ENVIRONMENTAL REVIEW:**

Pursuant to Title 15 of the California Code of Regulations, Section 15378(b)(4), this item is not subject to the California Environmental Quality Act review because the recommended approvals are not considered a project and are governmental funding mechanisms and fiscal activities that do not involve any commitment to any specific project that may result in a potentially significant environmental impact.

**ORDINANCE:** INTRODUCTION:  FINAL ADOPTION:

**STAFF RECOMMENDATION:**

Adopt the resolution and submit for certification and submittal to the County and the State.

**BOARD / COMMISSION RECOMMENDATION:**

Not Applicable.

**ATTACHMENTS:**

1. Recognized Obligation Payment Schedule (for the period January 1, 2012 through June 30, 2012).

**RECOGNIZED OBLIGATION PAYMENT SCHEDULE - CONSOLIDATED  
FILED FOR THE JANUARY to JUNE 30, 2012 PERIOD**

ROPS 1

**Name of Successor Agency**      Successor Agency for the Community Development Commission as the National City RDA

	Current	
	Total Outstanding Debt or Obligation	Total Due During Period
<b>Balance Carried Forward From:</b>		
<b>Outstanding Debt or Obligation</b>	\$ 256,744,137.00	\$ 9,655,931.00
<small>(From Form A, Page 1 Totals)</small>		
<b>Outstanding Debt or Obligation</b>		
<small>(From Form B, Page 1 Totals)</small>		
<b>Available Revenues other than anticipated funding from RPTTF (Form C)</b>		
<b>Anticipated Funding from Redevelopment Property Tax Trust Fund (RPTTF) (Form C)</b>		
	<b>Total Due for Six Month Period</b>	
	\$ 9,655,931.00	
	\$ 6,427,833.00	
	\$ 3,228,098.00	

Consolidate on this form all of the data contained on Form A, B and C. Form A is to include all outstanding obligation entered into for period filed. Form B is to include payment requirement for each enforceable obligation for each month. Form C is to enter the anticipated funding source for each listed enforceable obligation.

Certification of Oversight Board Chairman:  
Pursuant to Section 34177(l) of the Health and Safety code,  
I hereby certify that the above is a true and accurate Recognized  
Enforceable Payment Schedule for the above named agency.

\_\_\_\_\_  
Name Title

\_\_\_\_\_  
Signature Date



**RECOGNIZED OBLIGATION PAYMENT SCHEDULE**

Per AB 26 - Section 34177(l)  
 Filed for Period January to June 2012

Project Name / Debt Obligation	Payee	Description	Total Outstanding Debt or Obligation	Total Due During this Period
1) 1999 Tax Allocation Bond	Bank of New York	Bonds to fund non-housing tax-exempt projects	\$ 3,835,000	\$ 97,463
2) 2004 Tax Allocation Bond	Deutsche Bank	Bonds to fund non-housing tax-exempt projects	\$ 4,060,000	\$ 99,875
3) 2005 Tax Allocation Bond	Deutsche Bank	Bonds to fund non-housing tax-exempt projects	\$ 23,560,000	\$ 547,671
4) 2011 Tax Allocation Bond	Deutsche Bank	Bonds to fund WI-TOD and other non-housing tax-exempt projects	\$ 39,335,000	\$ 1,282,515
5) WI-TOD (DDA/Co-Op/Bond Docs/Other Grants)	Paradise Creek Housing Partners	Pre-development loan	\$ 3,741,600	\$ 1,000,000
6) WI-TOD (DDA/Co-Op/Bond Docs/Other Grants)	Paradise Creek Housing Partners	Phase I City Grant from Bond	\$ 7,237,825	\$ -
7) WI-TOD (DDA/Co-Op/Bond Docs/Other Grants)	Paradise Creek Housing Partners	Phase I City Grant from Fund Balance	\$ 9,977,575	\$ -
8) WI-TOD (DDA/Co-Op/Bond Docs/Other Grants)	Paradise Creek Housing Partners	Phase II	\$ 14,909,000	\$ -
9) WI-TOD (DDA/Co-Op/Bond Docs/Other Grants)	City of National City/Kimley-Horn & Associates	Public Works relocation - Design / Engineering	\$ 261,902	\$ 101,902
10) WI-TOD (DDA/Co-Op/Bond Docs/Other Grants)	Property Owner - Various	Purchase Replacement Yard	\$ 2,000,000	\$ 2,000,000
11) WI-TOD (DDA/Co-Op/Bond Docs/Other Grants)	City of National City	Building/Relocation Costs	\$ 1,500,000	\$ 300,000
12) WI-TOD (DDA/Co-Op/Bond Docs/Other Grants)	E2 ManageTech	Remediation planning	\$ 136,836	\$ 58,836
13) WI-TOD (DDA/Co-Op/Bond Docs/Other Grants)	City of National City/DTSC	Environmental oversight	\$ 74,984	\$ 32,694
14) WI-TOD (DDA/Co-Op/Bond Docs/Other Grants)	City of National City/Contractor - Various	Environmental Clean-Up	\$ 700,000	\$ 140,000
15) WI-TOD (DDA/Co-Op/Bond Docs/Other Grants)	City of National City/Contractor - Various	Site Demolition / Grading	\$ 400,000	\$ -
16) WI-TOD (DDA/Co-Op/Bond Docs/Other Grants)	City of National City/Consultant - Various	Construction Management & Inspections	\$ 150,000	\$ -
17) WI-TOD (DDA/Co-Op/Bond Docs/Other Grants)	City of National City/Opper & Varco	Environmental outside counsel	\$ 19,500	\$ 16,874
18) WI-TOD (DDA/Co-Op/Bond Docs/Other Grants)	City of National City	Project Management & Administration	\$ 700,000	\$ 60,000
19) SR54 and National City Blvd Infrastructure Improvements	City of National City/Contractor - Various	Construction	\$ 2,500,000	\$ -
20) 8th St Smart Growth Revitalization (Co-Op/Bond Docs/Grants)	City of National City/Harris & Associates	Design / Engineering	\$ 308,360	\$ 115,000
Totals - This Page			\$ 115,407,582	\$ 5,852,830
Totals - Other Pages			\$ 141,336,555	\$ -
Grand total - All Pages			\$ 256,744,137	\$ 5,852,830

**RECOGNIZED OBLIGATION PAYMENT SCHEDULE**

Per AB 26 - Section 34177(i)

Filed for Period January to June 2012

Project Name / Debt Obligation	Payee	Description	Total Outstanding Debt or Obligation	Total Due During this Period
8th St Smart Growth Revitalization (Co-Op/Bond Docs/Grants)	City of National City/Project Professionals Corporation	Phase I - Construction Management & Inspections	\$ 258,017	\$ 66,000
21) 8th St Smart Growth Revitalization (Co-Op/Bond Docs/Grants)	City of National City/Consultant - Various	Phase II - Construction Management & Inspections	\$ 400,000	\$ -
22) 8th St Smart Growth Revitalization (Co-Op/Bond Docs/Grants)	City of National City/Contractor - Various	Phase II - Construction	\$ 4,500,000	\$ -
23) 8th St Smart Growth Revitalization (Co-Op/Bond Docs/Grants)	City of National City/URS	Program Management	\$ 20,000	\$ 4,000
24) 8th St Smart Growth Revitalization (Co-Op/Bond Docs/Grants)	City of National City	Project Management & Administration	\$ 300,000	\$ 60,000
25) 8th St Safety Enhancements (Co-Op/Bond Docs/Grants)	City of National City/RBF Consultants	Design / Engineering	\$ 65,000	\$ 34,500
26) 8th St Safety Enhancements (Co-Op/Bond Docs/Grants)	City of National City/Consultant - Various	Construction Management & Inspections	\$ 150,000	\$ -
27) 8th St Safety Enhancements (Co-Op/Bond Docs/Grants)	City of National City/Contractor - Various	Construction	\$ 1,160,000	\$ -
28) 8th St Safety Enhancements (Co-Op/Bond Docs/Grants)	City of National City/URS	Program Management	\$ 5,000	\$ 1,500
29) 8th St Safety Enhancements (Co-Op/Bond Docs/Grants)	City of National City	Project Management & Administration	\$ 50,000	\$ 12,000
30) Highland Ave Safety Enhancements (Co-Op/Bond Docs/Grants)	City of National City/Consultant - Various	Design / Engineering	\$ 300,000	\$ 10,000
31) Highland Ave Safety Enhancements (Co-Op/Bond Docs/Grants)	City of National City/Consultant - Various	Construction Management & Inspections	\$ 300,000	\$ -
32) Highland Ave Safety Enhancements (Co-Op/Bond Docs/Grants)	City of National City/Contractor - Various	Construction	\$ 1,700,000	\$ -
33) Highland Ave Safety Enhancements (Co-Op/Bond Docs/Grants)	City of National City/URS	Program Management	\$ 20,000	\$ 4,000
34) Highland Ave Safety Enhancements (Co-Op/Bond Docs/Grants)	City of National City	Project Management & Administration	\$ 200,000	\$ 30,000
35) D Ave Community Corridor / Round-about (Co-Op/Bond Docs/Grants)	City of National City/Kimley-Horn & Associates	Design / Engineering	\$ 240,000	\$ 124,000
36) D Ave Community Corridor / Round-about (Co-Op/Bond Docs/Grants)	City of National City/Consultant - Various	Construction Management & Inspections	\$ 100,000	\$ -
37) D Ave Community Corridor / Round-about (Co-Op/Bond Docs/Grants)	City of National City/Contractor - Various	Construction	\$ 730,000	\$ -
38) D Ave Community Corridor / Round-about (Co-Op/Bond Docs/Grants)	City of National City/URS	Program Management	\$ 5,000	\$ 1,500
39) D Ave Community Corridor / Round-about (Co-Op/Bond Docs/Grants)	City of National City	Project Management & Administration	\$ 50,000	\$ 12,000
40) Totals - This Page			\$ 10,553,017	\$ 359,500
Totals - Other Pages			\$ 246,191,120	\$ -
Grand total - All Pages			\$ 256,744,137	\$ 359,500

**RECOGNIZED OBLIGATION PAYMENT SCHEDULE**

Per AB 26 - Section 34177(i)  
 Filed for Period January to June 2012

Project Name / Debt Obligation	Payee	Description	Total Outstanding Debt or Obligation	Total Due During this Period
41) Coolidge Ave Community Corridor (Co-Op/Bond Docs/Grants)	City of National City/Kimley-Horn & Associates	Design / Engineering	\$ 295,000	\$ 142,026
42) Coolidge Ave Community Corridor (Co-Op/Bond Docs/Grants)	City of National City/Consultant - Various	Construction Management & Inspections	\$ 200,000	\$ 10,000
43) Coolidge Ave Community Corridor (Co-Op/Bond Docs/Grants)	City of National City/Contractor - Various	Construction	\$ 1,500,000	\$ -
44) Coolidge Ave Community Corridor (Co-Op/Bond Docs/Grants)	City of National City/URS	Program Management	\$ 5,000	\$ 1,500
45) Coolidge Ave Community Corridor (Co-Op/Bond Docs/Grants)	City of National City	Project Management & Administration	\$ 100,000	\$ 24,000
46) 4th St Community Corridor (Co-Op/Bond Docs/Grants)	City of National City/Consultant - Various	Design / Engineering	\$ 200,000	\$ 10,000
47) 4th St Community Corridor (Co-Op/Bond Docs/Grants)	City of National City/Consultant - Various	Construction Management & Inspections	\$ 150,000	\$ -
48) 4th St Community Corridor (Co-Op/Bond Docs/Grants)	City of National City/Contractor - Various	Construction	\$ 800,000	\$ -
49) 4th St Community Corridor (Co-Op/Bond Docs/Grants)	City of National City	Project Management & Administration	\$ 100,000	\$ 24,000
50) Las Palmas Park Improvements (Co-Op/Bond Docs)	City of National City/Kimley-Horn & Associates	Design / Engineering	\$ 220,000	\$ 107,000
51) Las Palmas Park Improvements (Co-Op/Bond Docs)	City of National City/Consultant - Various	Design / Engineering	\$ 650,000	\$ 20,000
52) Las Palmas Park Improvements (Co-Op/Bond Docs)	City of National City/Consultant - Various	Construction Management & Inspections	\$ 400,000	\$ -
53) Las Palmas Park Improvements (Co-Op/Bond Docs)	City of National City/Contractor - Various	Construction	\$ 6,500,000	\$ -
54) Las Palmas Park Improvements (Co-Op/Bond Docs)	City of National City/URS	Program Management	\$ 30,000	\$ 5,000
55) Las Palmas Park Improvements (Co-Op/Bond Docs)	City of National City	Project Management & Administration	\$ 500,000	\$ 60,000
56) Kimball Park Improvements (Co-Op/Bond Docs)	City of National City/Kimley-Horn & Associates	Design / Engineering	\$ 208,390	\$ 96,000
57) Kimball Park Improvements (Co-Op/Bond Docs)	City of National City/Kimley-Horn	Prepare technical reports for Prop. 84 Grant application submittal	\$ 11,610	\$ 3,483
58) Kimball Park Improvements (Co-Op/Bond Docs)	City of National City/Consultant - Various	Design / Engineering	\$ 200,000	\$ 10,000
59) Kimball Park Improvements (Co-Op/Bond Docs)	City of National City/Consultant - Various	Construction Management & Inspections	\$ 200,000	\$ -
60) Kimball Park Improvements (Co-Op/Bond Docs)	City of National City/Contractor - Various	Construction	\$ 2,500,000	\$ -
Totals - This Page			\$ 14,770,000	\$ 513,009
Totals - Other Pages			\$ 241,974,137	\$ -
Grand total - All Pages			\$ 256,744,137	\$ 513,009

**RECOGNIZED OBLIGATION PAYMENT SCHEDULE**

Per AB 26 - Section 34177(i)  
 Filed for Period January to June 2012

Project Name / Debt Obligation	Payee	Description	Total Outstanding Debt or Obligation	Total Due During this Period
61) Kimball Park Improvements (Co-Op/Bond Docs)	City of National City/URS	Program Management	\$ 30,000	\$ 5,000
62) Kimball Park Improvements (Co-Op/Bond Docs)	City of National City	Project Management & Administration	\$ 300,000	\$ 60,000
63) Aquatic Center (Co-Op/Bond Docs)	City of National City/Safdie Rabines Architects	Architectural services	\$ 450,158	\$ 178,000
64) Aquatic Center (Co-Op/Bond Docs)	City of National City/Project Professionals Corp	Construction Management	\$ 266,397	\$ 30,500
65) Aquatic Center (Co-Op/Bond Docs)	City of National City/Contractor - Various	Construction	\$ 3,500,000	\$ -
66) Aquatic Center (Co-Op/Bond Docs)	City of National City/URS	Program Management	\$ 10,000	\$ -
67) Aquatic Center (Co-Op/Bond Docs)	City of National City	Project Management & Administration	\$ 100,000	\$ 24,000
68) Granger Hall and Property (Co-Op)	City of National City	Design, Construction, Project Management, & Administration	\$ 1,200,000	\$ -
69) Street Resurfacing (Co-op)	City of National City	Design, Construction, Project Management, & Administration	\$ 6,500,000	\$ -
70) Concrete Improvements (Co-Op)	City of National City	Design, Construction, Project Management, & Administration	\$ 1,400,000	\$ -
71) Traffic Signal Timing (Co-Op)	City of National City	Design, Construction, Project Management, & Administration	\$ 150,000	\$ -
72) Plaza Blvd Widening (Co-Op)	City of National City	Design, Construction, Project Management, & Administration	\$ 4,709,300	\$ -
73) Traffic Monitoring (Co-Op)	City of National City	Design, Construction, Project Management, & Administration	\$ 150,000	\$ -
74) Drainage Improvements (Co-Op)	City of National City	Design, Construction, Project Management, & Administration	\$ 2,200,000	\$ -
75) Senior Village (Co-Op)	City of National City	Design, Construction, Project Management, & Administration	\$ 13,000,000	\$ -
76) Pacific Steel (Co-Op)	City of National City	Design, Construction, Project Management, & Administration	\$ 60,000	\$ -
77) Kimball Way Creek Improvements (Co-Op)	City of National City	Design, Construction, Project Management, & Administration	\$ 100,000	\$ -
78) B-1 Site Development (Co-Op)	City of National City	Design, Construction, Project Management, & Administration	\$ 200,000	\$ -
79) Storefront Renovation Program (Co-Op)	City of National City	Design, Construction, Project Management, & Administration	\$ 250,000	\$ -
80) Paradise Creek Enhancement (Co-Op)	City of National City	Design, Construction, Project Management, & Administration	\$ 2,300,000	\$ -
Totals - This Page			\$ 36,875,855	\$ 297,500
Totals - Other Pages			\$ 219,868,282	\$ -
Grand total - All Pages			\$ 256,744,137	\$ 297,500

**RECOGNIZED OBLIGATION PAYMENT SCHEDULE**

Per AB 26 - Section 34177(l)  
 Filed for Period January to June 2012

Project Name / Debt Obligation	Payee	Description	Total Outstanding Debt or Obligation	Total Due During this Period
81) RHINA, Housing Element, and other housing mandates	CDC-Housing Authority	State Mandates/Goals for Housing	\$ 62,901,324	\$ -
82) Housing Admin Expenses	CDC-Housing Authority	Personnel Cost (Reimbursement Agreement)	\$ 108,920	\$ 54,462
83) SA & OB Administrative Expenses and Associated Obligations	City of National City (subject to labor contract and other agreements and associated obligations)	Personnel Cost (Reimbursement Agreement)	\$ 1,099,515	\$ 549,756
84) Loan from CalREUse	CalREUse	Loan for investigation of brownfield site - 835 Bay Marina Dr	\$ 32,694	\$ -
85) Loan Agreement with JPFA	Bank of America	Loan for construction of police station	\$ 3,280,000	\$ 420,000
86) Loan from Sewer Fund	Sewer Fund	Loan for street resurfacing	\$ 760,000	\$ -
87) Pass-thru payments	Lower Sweetwater	Payments to Other Gov't Agencies	\$ 1,433	\$ -
88) Pass-thru payments	County of San Diego	Payments to Other Gov't Agencies	\$ 166,400	\$ -
89) Pass-thru payments	County of San Diego	Payments to Other Gov't Agencies	\$ 763,264	\$ -
90) Pass-thru payments	Office of Education	Payments to Other Gov't Agencies	\$ 287,403	\$ -
91) Pass-thru payments	Southwestern College	Payments to Other Gov't Agencies	\$ 268,708	\$ -
92) Pass-thru payments	City of National City	Payments to Other Gov't Agencies	\$ 609,984	\$ -
93) Pass-thru payments	National City Elementary District	Payments to Other Gov't Agencies	\$ 70,111	\$ -
94) Pass-thru payments	Sweetwater Union District	Payments to Other Gov't Agencies	\$ 42,899	\$ -
95) Pass-thru payments	MWD SDCWA	Payments to Other Gov't Agencies	\$ 5,837	\$ -
96) Pass-thru payments	Fiscal agent fees	Payments to Other Gov't Agencies	\$ 10,000	\$ -
97) Pass-thru payments	City of National City	Payments to Other Gov't Agencies	\$ 1,852,145	\$ -
98) Pass-thru payments	CWA National City	Payments to Other Gov't Agencies	\$ 5,754	\$ -
99) CYAC vs CDC - Amount on Appeal	CYAC/Leif	Judgment for Legal Fees (Appealed)	\$ 2,000,000	\$ -
100) Legal Settlement	Highland Park, LLC	Legal settlement, Purple Cow	\$ 64,000	\$ -
Totals - This Page			\$ 74,330,391	\$ 1,024,218
Totals - Other Pages			\$ 182,413,746	\$ -
Grand total - All Pages			\$ 256,744,137	\$ 1,024,218

**RECOGNIZED OBLIGATION PAYMENT SCHEDULE**

Per AB 26 - Section 34177(i)  
 Filed for Period January to June 2012

Project Name / Debt Obligation	Payee	Description	Total Outstanding Debt or Obligation	Total Due During this Period
101) General Property Management	City of National City	Ongoing management of CDC assets	\$ 60,000	\$ 30,000
102) Kimball House Maintenance Agreement	National City Historical Society & County of San Diego	Annual payment per lease agreement, possessory interest tax	\$ 15,364	\$ 15,364
103) Trash Service for CDC properties	EDCO	Trash hauling all RDA owned properties	\$ 1,895	\$ 630
104) Landscape Services for CDC Properties	NBS	Landscape Services	\$ 9,500	\$ 6,000
105) Power for Temporary Aquatic Center	Power Plus	Rental of temporary power poles	\$ 3,000	\$ 1,170
106) Power for CDC properties	SDG&E	Electricity & gas for RDA properties	\$ 4,828	\$ 2,412
107) Security Contract for Old Library	Stanley Sonitrol	Fire alarm monitoring	\$ 485	\$ 243
108) Water Service for CDC properties	Sweetwater Authority	Water including irrigation RDA properties	\$ 14,961	\$ 7,500
109) Security Fence for Palm Plaza	National Construction Rental	Temporary fencing of RDA site	\$ 791	\$ 791
110) Environmental Monitoring for CDC Properties	County of San Diego	Environmental Oversight Remediation and Testing for Education Village, ACE, 2501 Cleveland, 835 Bay Marina Drive	\$	\$ 3,600
111) Environmental Monitoring for CDC Properties	GeoSyntec Consultants		\$ 182,415	\$ 33,000
112) Graffiti Abatement Program	ACE Uniform	Supplies (Graffiti)	\$ 400	\$ 240
113) Graffiti Abatement Program	Boot World Inc	Supplies (Graffiti)	\$ 500	\$ 300
114) Graffiti Abatement Program	CA Air Compressor Co.	Supplies (Graffiti)	\$ 5,000	\$ 3,000
115) Graffiti Abatement Program	Maintex	Supplies (Graffiti)	\$ 2,000	\$ 1,200
116) Graffiti Abatement Program	Western Hose & Gasket	Supplies (Graffiti)	\$ 1,000	\$ 600
117) Graffiti Abatement Program	Smart & Final	Supplies (Graffiti)	\$ 1,000	\$ 600
118) Graffiti Abatement Program	Prudential Overall Supply	Laundry (Graffiti)	\$ 480	\$ 288
119) Graffiti Abatement Program	San Diego Trolley Inc	Flagging Services (Graffiti)	\$ 550	\$ 330
120) Graffiti Abatement Program	Pro Build	Supplies (Graffiti)	\$ 2,000	\$ 1,200
Totals - This Page			\$ 306,169	\$ 108,468
Totals - Other Pages			\$ 256,437,968	\$ -
Grand total - All Pages			\$ 256,744,137	\$ 108,468

**RECOGNIZED OBLIGATION PAYMENT SCHEDULE**

Per AB 26 - Section 34177(f)

Filed for Period January to June 2012

Project Name / Debt Obligation	Payee	Description	Total Outstanding Debt or Obligation	Total Due During this Period
121) Graffiti Abatement Program	Vista Paint	Supplies (Graffiti)	\$ 31,000	\$ 18,600
122) Graffiti Abatement Program	Westflex Industrial	Supplies (Graffiti)	\$ 31,000	\$ -
123) Agency Admin Expenses	Keagy	Real Estate Appraisal Services	\$ 15,000	\$ -
124) Agency Admin Expenses	PGP	Real Estate Appraisal Services	\$ 15,000	\$ -
125) Agency Admin Expenses	Ken Carpenter	Real Estate Appraisal Services	\$ 15,000	\$ -
126) Contract for Financial Analysis	HdL Coren & Cone	Financial Analysis	\$ 40,000	\$ 40,000
127) Contract for Financial Analysis	Keyser Marston Associates	Economic Analysis per 33433	\$ 50,000	\$ 40,000
128) Contract for Financial Analysis	Urban Futures	Financial and bond adviser	\$ 40,000	\$ 18,000
129) Joint Planning Obligation	Port of San Diego	Joint Planning	\$ 31,696	\$ 31,696
130) Contract for Environmental Services	GeoSyntec Consultants	PSI Environmental Investigation	\$ 59,946	\$ -
131) Contract for Professional Services	Tierra West Advisors	Westside Amortization	\$ 18,059	\$ 5,000
132) Association Membership	SANDAG	Membership	\$ 7,500	\$ -
133) Association Membership	CRA	Membership	\$ 827	\$ 827
134) Contract for Financial Software	Tyler Technologies	Financial Systems Software Services	\$ 3,000	\$ 3,600
135) Agency Admin Expenses	Staples	Office Supplies	\$ 2,500	\$ 1,200
136) Agency Admin Expenses	Federal Express	Delivery Service	\$ 900	\$ 126
137) Agency Admin Expenses	San Diego Clipping Service	Record Keeping	\$ 707	\$ -
138) Administration and Marketing	City of San Diego	Admin services for SD Regional Enterprise Zone	\$ 51,000	\$ 51,000
139) Public Noticing Requirements	Union Tribune	Public Noticing	\$ 10,000	\$ 3,400
140) Contract for Translation Services	Yolanda Teresa Lopez	Translation and Interpretation Services	\$ 450	\$ -
Totals - This Page			\$ 423,585	\$ 213,449
Totals - Other Pages			\$ 256,320,552	\$ -
Grand total - All Pages			\$ 256,744,137	\$ 213,449

**RECOGNIZED OBLIGATION PAYMENT SCHEDULE**

Per AB 26 - Section 34177(i)  
 Filed for Period January to June 2012

Project Name / Debt Obligation	Payee	Description	Total Outstanding Debt or Obligation	Total Due During this Period
141) Contract for Professional Services	Rick Engineering	Bay Marina Drive - engineering	\$ 2,288	\$ 2,288
142) Set-aside for Grant Match Obligations	San Diego Association of Governments	Grant match	\$ 500,000	\$ -
143) Set-aside for Grant Match Obligations	Caltrans	Grant match	\$ 500,000	\$ -
144) Contract for Legal Services	Kane, Ballmer, & Berkman	Legal support for state actions on Redevelopment	\$ 11,249	\$ 11,269
145) Contract for Legal Services	Sohagi Law Group	Litigation CYAC, Nunez	\$ 101,000	\$ 80,000
146) Contract for Legal Services	Opper & Varco, LLP	Litigation for Education Village	\$ 13,000	\$ 6,000
147) Contract for Legal Services	Christensen & Spath, LLP	Litigation for ARE Holdings	\$ 150,000	\$ 46,000
148) Contract for Legal Services	Best Best & Krieger, LLP	Litigation CYAC	\$ 210,001	\$ 96,500
149) Contract for Legal Services	Christensen & Spath, LLP	Litigation Barrerra	\$ 150,000	\$ 120,000
150) Contract for Legal Services	Mazzarella Lorenzana	Minimize CYAC Liability-Indemnify	\$ 250,000	\$ 100,000
151) Contract for Professional Services	Project Professionals Corporation	On-call Engineering	\$ 300,000	\$ 120,000
152) Contract for Professional Services	Kimley-Horn & Associates	On-call Engineering	\$ 300,000	\$ 120,000
153) Contract for Professional Services	Harris & Associates	On-call Engineering	\$ 300,000	\$ 120,000
154) Contract for Professional Services	Bureau Veritas North America	On-call Engineering	\$ 300,000	\$ 120,000
155) Contract for Professional Services	D-MAX Engineering	On-call stormwater compliance	\$ 500,000	\$ 180,000
156) Contract for Professional Services	Southern California Soils & Materials Testing	On-call Soils & Materials Testing	\$ 150,000	\$ 30,000
157) Contract for Professional Services	Ninyo & Moore	On-call Soils & Materials Testing	\$ 150,000	\$ 30,000
158) Public Noticing Requirements	Daily Transcript	Public Noticing	\$ 10,000	\$ 3,400
159) Agency Admin Expenses	Mayer Reprographics	Reprographics	\$ 30,000	\$ 11,500
160) Contract for Legal Services	Christensen & Spath, LLP	On-call Legal Service for Housing Projects	\$ 150,000	\$ 90,000
Totals - This Page			\$ 4,077,538	\$ 1,286,957
Totals - Other Pages			\$ 252,666,599	\$ 8,368,974
Grand total - All Pages			\$ 256,744,137	\$ 9,655,931



RECOGNIZED OBLIGATION PAYMENT SCHEDULE

Per AB 26 - Section 34177(l)  
 Filed for Period January to June 2012

Project Name / Debt Obligation	Project Area	Month												Subtotal	Adjustments from Prior Schedule	TOTAL
		January	February	March	April	May	June									
1) 1999 Tax Allocation Bond	Merged	\$ 97,463												97,463		97,463
2) 2004 Tax Allocation Bond	Merged	\$ 99,875												99,875		99,875
3) 2005 Tax Allocation Bond	Merged	\$ 547,671												547,671		547,671
4) 2011 Tax Allocation Bond	Merged	\$ 1,282,515												1,282,515		1,282,515
5) WI-TOD (DDA/Co-Op/Bond Docs/Other Grants)	Merged	\$ -	\$ -	\$ 200,000	\$ 400,000	\$ 400,000	\$ 400,000	\$ 400,000	\$ 400,000	\$ 400,000	\$ 400,000	\$ 400,000	\$ 400,000	1,000,000		1,000,000
6) WI-TOD (DDA/Co-Op/Bond Docs/Other Grants)	Merged													0		0
7) WI-TOD (DDA/Co-Op/Bond Docs/Other Grants)	Merged													0		0
8) WI-TOD (DDA/Co-Op/Bond Docs/Other Grants)	Merged													0		0
9) WI-TOD (DDA/Co-Op/Bond Docs/Other Grants)	Merged	\$ 61,902	\$ 10,000	\$ 10,000	\$ 10,000	\$ 10,000	\$ 10,000	\$ 10,000	\$ 10,000	\$ 10,000	\$ 10,000	\$ 10,000	\$ 10,000	101,902		101,902
10) WI-TOD (DDA/Co-Op/Bond Docs/Other Grants)	Merged													2,000,000		2,000,000
11) WI-TOD (DDA/Co-Op/Bond Docs/Other Grants)	Merged													300,000		300,000
12) WI-TOD (DDA/Co-Op/Bond Docs/Other Grants)	Merged	\$ 1,836	\$ 3,000	\$ 15,000	\$ 13,000	\$ 13,000	\$ 13,000	\$ 13,000	\$ 13,000	\$ 13,000	\$ 13,000	\$ 13,000	\$ 13,000	58,836		58,836
13) WI-TOD (DDA/Co-Op/Bond Docs/Other Grants)	Merged	\$ 6,539	\$ 6,539	\$ 6,539	\$ 6,539	\$ 6,539	\$ 6,539	\$ 6,539	\$ 6,539	\$ 6,539	\$ 6,539	\$ 6,539	\$ 6,539	32,694		32,694
14) WI-TOD (DDA/Co-Op/Bond Docs/Other Grants)	Merged													140,000		140,000
15) WI-TOD (DDA/Co-Op/Bond Docs/Other Grants)	Merged													0		0
16) WI-TOD (DDA/Co-Op/Bond Docs/Other Grants)	Merged													0		0
17) WI-TOD (DDA/Co-Op/Bond Docs/Other Grants)	Merged	\$ 3,375	\$ 3,375	\$ 3,375	\$ 3,375	\$ 3,375	\$ 3,375	\$ 3,375	\$ 3,375	\$ 3,375	\$ 3,375	\$ 3,375	\$ 3,375	16,874		16,874
18) WI-TOD (DDA/Co-Op/Bond Docs/Other Grants)	Merged	\$ 10,000	\$ 10,000	\$ 10,000	\$ 10,000	\$ 10,000	\$ 10,000	\$ 10,000	\$ 10,000	\$ 10,000	\$ 10,000	\$ 10,000	\$ 10,000	60,000		60,000
SR54 and National City Blvd Infrastructure Improvements	Merged													0		0
8th St Smart Growth Revitalization (Co-Op/Bond Docs/Grants)	Merged	\$ 25,000	\$ 35,000	\$ 5,000	\$ 20,000	\$ 20,000	\$ 20,000	\$ 20,000	\$ 20,000	\$ 20,000	\$ 20,000	\$ 20,000	\$ 20,000	115,000		115,000
Totals - This Page		\$ 46,750	\$ 2,147,340	\$ 39,514	\$ 262,914	\$ 677,956	\$ 2,877,956	\$ 5,852,890	\$ -	\$ -	\$ -	\$ -	\$ -	5,852,890		5,852,890
Totals - Other Pages		\$ 545,479	\$ 468,322	\$ 426,060	\$ 616,469	\$ 637,569	\$ 1,109,202	\$ 3,803,101	\$ -	\$ -	\$ -	\$ -	\$ -	3,803,101		3,803,101
Grand total - All Pages		\$ 592,229	\$ 2,615,662	\$ 465,574	\$ 879,383	\$ 1,315,525	\$ 3,787,158	\$ 9,655,991	\$ -	\$ -	\$ -	\$ -	\$ -	9,655,991		9,655,991

RECOGNIZED OBLIGATION PAYMENT SCHEDULE

Per AB 26 - Section 34177(i)

Filed for Period January to June 2012

Project Name / Debt Obligation	Project Area	January	February	March	April	May	June	Subtotal	Adjustments from Prior Schedule	TOTAL
8th St Smart Growth Revitalization (Co-Op/Bond Docs/Grants)	Merged	10,000	2,000	2,000	2,000	25,000	66,000			66,000
8th St Smart Growth Revitalization (Co-Op/Bond Docs/Grants)	Merged									
8th St Smart Growth Revitalization (Co-Op/Bond Docs/Grants)	Merged									
8th St Smart Growth Revitalization (Co-Op/Bond Docs/Grants)	Merged									
8th St Smart Growth Revitalization (Co-Op/Bond Docs/Grants)	Merged									
8th St Smart Growth Revitalization (Co-Op/Bond Docs/Grants)	Merged									
8th St Safety Enhancements (Co-Op/Bond Docs/Grants)	Merged	10,000	10,000	10,000	10,000	10,000	60,000			60,000
8th St Safety Enhancements (Co-Op/Bond Docs/Grants)	Merged	500	6,000	4,000	4,000	10,000	34,500			34,500
8th St Safety Enhancements (Co-Op/Bond Docs/Grants)	Merged									
8th St Safety Enhancements (Co-Op/Bond Docs/Grants)	Merged									
8th St Safety Enhancements (Co-Op/Bond Docs/Grants)	Merged									
8th St Safety Enhancements (Co-Op/Bond Docs/Grants)	Merged									
8th St Safety Enhancements (Co-Op/Bond Docs/Grants)	Merged									
8th St Safety Enhancements (Co-Op/Bond Docs/Grants)	Merged									
Highland Ave Safety Enhancements (Co-Op/Bond Docs/Grants)	Merged	2,000	2,000	2,000	2,000	2,000	12,000			12,000
Highland Ave Safety Enhancements (Co-Op/Bond Docs/Grants)	Merged									
Highland Ave Safety Enhancements (Co-Op/Bond Docs/Grants)	Merged									
Highland Ave Safety Enhancements (Co-Op/Bond Docs/Grants)	Merged									
Highland Ave Safety Enhancements (Co-Op/Bond Docs/Grants)	Merged									
Highland Ave Safety Enhancements (Co-Op/Bond Docs/Grants)	Merged									
Highland Ave Safety Enhancements (Co-Op/Bond Docs/Grants)	Merged									
D Ave Community Corridor / Round-about (Co-Op/Bond Docs/Grants)	Merged	5,000	5,000	5,000	5,000	5,000	30,000			30,000
D Ave Community Corridor / Round-about (Co-Op/Bond Docs/Grants)	Merged	65,000	2,000	2,000	25,000	10,000	124,000			124,000
D Ave Community Corridor / Round-about (Co-Op/Bond Docs/Grants)	Merged									
D Ave Community Corridor / Round-about (Co-Op/Bond Docs/Grants)	Merged									
D Ave Community Corridor / Round-about (Co-Op/Bond Docs/Grants)	Merged									
D Ave Community Corridor / Round-about (Co-Op/Bond Docs/Grants)	Merged									
D Ave Community Corridor / Round-about (Co-Op/Bond Docs/Grants)	Merged									
D Ave Community Corridor / Round-about (Co-Op/Bond Docs/Grants)	Merged									
Totals - This Page		94,500	29,000	27,000	51,500	68,500	359,500			359,500
Totals - Other Pages		497,729	2,586,662	438,974	827,883	1,247,025	3,698,158			9,296,431
Grand total - All Pages		592,229	2,615,662	465,974	879,383	1,315,525	3,787,158			9,655,931

RECOGNIZED OBLIGATION PAYMENT SCHEDULE

Per AB 26 - Section 34177(i)  
 Filed for Period January to June 2012

Project Name / Debt Obligation	Project Area	Month												Subtotal	Adjustments from Prior Schedule	TOTAL
		January	February	March	April	May	June									
Coolidge Ave Community Corridor (Co-Op/Bond Docs/Grants)	City of National City/Kimley-Horn & Associates Merged	\$ 17,000	\$ -	\$ -	\$ 60,000	\$ 45,000	\$ 20,026	\$ -	\$ -	\$ -	\$ -	\$ -	\$ -	\$ 142,026	\$ -	\$ 142,026
Coolidge Ave Community Corridor (Co-Op/Bond Docs/Grants)	City of National City/Consultant - Various Merged	\$ -	\$ -	\$ -	\$ -	\$ -	\$ 10,000	\$ -	\$ -	\$ -	\$ -	\$ -	\$ -	\$ 10,000	\$ -	\$ 10,000
Coolidge Ave Community Corridor (Co-Op/Bond Docs/Grants)	City of National City/Contractor - Various Merged	\$ -	\$ -	\$ -	\$ -	\$ -	\$ -	\$ -	\$ -	\$ -	\$ -	\$ -	\$ -	\$ -	\$ -	\$ 0
Coolidge Ave Community Corridor (Co-Op/Bond Docs/Grants)	City of National City/URS Merged	\$ -	\$ -	\$ -	\$ -	\$ 500	\$ -	\$ 500	\$ -	\$ -	\$ -	\$ -	\$ -	\$ 1,500	\$ -	\$ 1,500
Coolidge Ave Community Corridor (Co-Op/Bond Docs/Grants)	City of National City Merged	\$ 4,000	\$ 4,000	\$ 4,000	\$ 4,000	\$ 4,000	\$ 4,000	\$ 4,000	\$ 4,000	\$ 4,000	\$ 4,000	\$ 4,000	\$ 4,000	\$ 24,000	\$ -	\$ 24,000
4th St Community Corridor (Co-Op/Bond Docs/Grants)	City of National City/Consultant - Various Merged	\$ -	\$ -	\$ -	\$ -	\$ -	\$ -	\$ -	\$ -	\$ -	\$ -	\$ -	\$ -	\$ 10,000	\$ -	\$ 10,000
4th St Community Corridor (Co-Op/Bond Docs/Grants)	City of National City/Consultant - Various Merged	\$ -	\$ -	\$ -	\$ -	\$ -	\$ -	\$ -	\$ -	\$ -	\$ -	\$ -	\$ -	\$ -	\$ -	\$ 0
4th St Community Corridor (Co-Op/Bond Docs/Grants)	City of National City/Contractor - Various Merged	\$ -	\$ -	\$ -	\$ -	\$ -	\$ -	\$ -	\$ -	\$ -	\$ -	\$ -	\$ -	\$ -	\$ -	\$ 0
4th St Community Corridor (Co-Op/Bond Docs/Grants)	City of National City Merged	\$ 4,000	\$ 4,000	\$ 4,000	\$ 4,000	\$ 4,000	\$ 4,000	\$ 4,000	\$ 4,000	\$ 4,000	\$ 4,000	\$ 4,000	\$ 4,000	\$ 24,000	\$ -	\$ 24,000
Las Palmas Park Improvements (Co-Op/Bond Docs)	City of National City/Kimley-Horn & Associates Merged	\$ 37,000	\$ -	\$ -	\$ -	\$ -	\$ 34,000	\$ -	\$ -	\$ -	\$ -	\$ -	\$ -	\$ 107,000	\$ -	\$ 107,000
Las Palmas Park Improvements (Co-Op/Bond Docs)	City of National City/Consultant - Various Merged	\$ -	\$ -	\$ -	\$ -	\$ -	\$ -	\$ -	\$ -	\$ -	\$ -	\$ -	\$ -	\$ 20,000	\$ -	\$ 20,000
Las Palmas Park Improvements (Co-Op/Bond Docs)	City of National City/Consultant - Various Merged	\$ -	\$ -	\$ -	\$ -	\$ -	\$ -	\$ -	\$ -	\$ -	\$ -	\$ -	\$ -	\$ -	\$ -	\$ 0
Las Palmas Park Improvements (Co-Op/Bond Docs)	City of National City/Contractor - Various Merged	\$ -	\$ -	\$ -	\$ -	\$ -	\$ -	\$ -	\$ -	\$ -	\$ -	\$ -	\$ -	\$ -	\$ -	\$ 0
Las Palmas Park Improvements (Co-Op/Bond Docs)	City of National City/URS Merged	\$ -	\$ -	\$ -	\$ -	\$ 600	\$ -	\$ 1,400	\$ -	\$ -	\$ 3,000	\$ -	\$ -	\$ 5,000	\$ -	\$ 5,000
Las Palmas Park Improvements (Co-Op/Bond Docs)	City of National City Merged	\$ 10,000	\$ 10,000	\$ 10,000	\$ 10,000	\$ 10,000	\$ 10,000	\$ 10,000	\$ 10,000	\$ 10,000	\$ 10,000	\$ 10,000	\$ 10,000	\$ 60,000	\$ -	\$ 60,000
Kimball Park Improvements (Co-Op/Bond Docs)	City of National City/Kimley-Horn & Associates Merged	\$ 43,000	\$ -	\$ -	\$ -	\$ -	\$ -	\$ 35,000	\$ -	\$ 8,000	\$ 10,000	\$ -	\$ -	\$ 96,000	\$ -	\$ 96,000
Kimball Park Improvements (Co-Op/Bond Docs)	City of National City/Kimley-Horn Merged	\$ 3,483	\$ -	\$ -	\$ -	\$ -	\$ -	\$ -	\$ -	\$ -	\$ -	\$ -	\$ -	\$ 3,483	\$ -	\$ 3,483
Kimball Park Improvements (Co-Op/Bond Docs)	City of National City/Consultant - Various Merged	\$ -	\$ -	\$ -	\$ -	\$ -	\$ -	\$ -	\$ -	\$ -	\$ -	\$ -	\$ -	\$ 10,000	\$ -	\$ 10,000
Kimball Park Improvements (Co-Op/Bond Docs)	City of National City/Consultant - Various Merged	\$ -	\$ -	\$ -	\$ -	\$ -	\$ -	\$ -	\$ -	\$ -	\$ -	\$ -	\$ -	\$ -	\$ -	\$ 0
Kimball Park Improvements (Co-Op/Bond Docs)	City of National City/Contractor - Various Merged	\$ -	\$ -	\$ -	\$ -	\$ -	\$ -	\$ -	\$ -	\$ -	\$ -	\$ -	\$ -	\$ -	\$ -	\$ 0
Totals - This Page	Merged	\$ 118,483	\$ 18,000	\$ 18,000	\$ 148,100	\$ 99,900	\$ 116,526	\$ -	\$ -	\$ 99,900	\$ 116,526	\$ -	\$ -	\$ 513,009	\$ -	\$ 513,009
Totals - Other Pages	Merged	\$ 473,746	\$ 2,597,662	\$ 447,974	\$ 731,283	\$ 1,221,625	\$ 3,670,652	\$ -	\$ -	\$ 1,221,625	\$ 3,670,652	\$ -	\$ -	\$ 9,142,922	\$ -	\$ 9,142,922
Grand total - All Pages	Merged	\$ 592,229	\$ 2,615,662	\$ 465,974	\$ 879,383	\$ 1,315,525	\$ 3,787,158	\$ -	\$ -	\$ 1,315,525	\$ 3,787,158	\$ -	\$ -	\$ 9,655,931	\$ -	\$ 9,655,931

RECOGNIZED OBLIGATION PAYMENT SCHEDULE

Per AB 26 - Section 3417(f)  
 Filed for Period January to June 2012

Project Name / Debt Obligation	Project Area	Month												Subtotal	Adjustments from Prior Schedule	TOTAL
		January	February	March	April	May	June									
61) Kimball Park Improvements (Co-Op/Bond Docs)	Merged	\$ -	\$ -	\$ -	\$ 600	\$ 1,400	\$ 3,000	\$ -	\$ -	\$ -	\$ -	\$ -	\$ -	\$ 5,000	\$ -	\$ 5,000
62) Kimball Park Improvements (Co-Op/Bond Docs)	Merged	\$ 10,000	\$ 10,000	\$ 10,000	\$ 10,000	\$ 10,000	\$ 10,000	\$ 10,000	\$ 10,000	\$ 10,000	\$ 10,000	\$ 10,000	\$ 10,000	\$ 60,000	\$ -	\$ 60,000
63) Aquatic Center (Co-Op/Bond Docs)	Merged	\$ 51,000	\$ -	\$ 23,000	\$ 69,000	\$ 20,000	\$ 15,000	\$ -	\$ -	\$ -	\$ -	\$ -	\$ -	\$ 178,000	\$ -	\$ 178,000
64) Aquatic Center (Co-Op/Bond Docs)	Merged	\$ 2,500	\$ 2,500	\$ 3,500	\$ 2,000	\$ 10,000	\$ 10,000	\$ 10,000	\$ 10,000	\$ 10,000	\$ 10,000	\$ 10,000	\$ 10,000	\$ 30,500	\$ -	\$ 30,500
65) Aquatic Center (Co-Op/Bond Docs)	Merged	\$ -	\$ -	\$ -	\$ -	\$ -	\$ -	\$ -	\$ -	\$ -	\$ -	\$ -	\$ -	\$ 0	\$ -	\$ 0
66) Aquatic Center (Co-Op/Bond Docs)	Merged	\$ -	\$ -	\$ -	\$ -	\$ -	\$ -	\$ -	\$ -	\$ -	\$ -	\$ -	\$ -	\$ 0	\$ -	\$ 0
67) Aquatic Center (Co-Op/Bond Docs)	Merged	\$ 4,000	\$ 4,000	\$ 4,000	\$ 4,000	\$ 4,000	\$ 4,000	\$ 4,000	\$ 4,000	\$ 4,000	\$ 4,000	\$ 4,000	\$ 4,000	\$ 24,000	\$ -	\$ 24,000
68) Granger Hall and Property (Co-Op)	Merged	\$ -	\$ -	\$ -	\$ -	\$ -	\$ -	\$ -	\$ -	\$ -	\$ -	\$ -	\$ -	\$ 0	\$ -	\$ 0
69) Street Resurfacing (Co-op)	Merged	\$ -	\$ -	\$ -	\$ -	\$ -	\$ -	\$ -	\$ -	\$ -	\$ -	\$ -	\$ -	\$ 0	\$ -	\$ 0
70) Concrete Improvements (Co-Op)	Merged	\$ -	\$ -	\$ -	\$ -	\$ -	\$ -	\$ -	\$ -	\$ -	\$ -	\$ -	\$ -	\$ 0	\$ -	\$ 0
71) Traffic Signal Timing (Co-Op)	Merged	\$ -	\$ -	\$ -	\$ -	\$ -	\$ -	\$ -	\$ -	\$ -	\$ -	\$ -	\$ -	\$ 0	\$ -	\$ 0
72) Plaza Blvd Widening (Co-Op)	Merged	\$ -	\$ -	\$ -	\$ -	\$ -	\$ -	\$ -	\$ -	\$ -	\$ -	\$ -	\$ -	\$ 0	\$ -	\$ 0
73) Traffic Monitoring (Co-Op)	Merged	\$ -	\$ -	\$ -	\$ -	\$ -	\$ -	\$ -	\$ -	\$ -	\$ -	\$ -	\$ -	\$ 0	\$ -	\$ 0
74) Drainage Improvements (Co-Op)	Merged	\$ -	\$ -	\$ -	\$ -	\$ -	\$ -	\$ -	\$ -	\$ -	\$ -	\$ -	\$ -	\$ 0	\$ -	\$ 0
75) Senior Village (Co-Op)	Merged	\$ -	\$ -	\$ -	\$ -	\$ -	\$ -	\$ -	\$ -	\$ -	\$ -	\$ -	\$ -	\$ 0	\$ -	\$ 0
76) Pacific Steel (Co-Op)	Merged	\$ -	\$ -	\$ -	\$ -	\$ -	\$ -	\$ -	\$ -	\$ -	\$ -	\$ -	\$ -	\$ 0	\$ -	\$ 0
77) Kimball Way Creek Improvements (Co-Op)	Merged	\$ -	\$ -	\$ -	\$ -	\$ -	\$ -	\$ -	\$ -	\$ -	\$ -	\$ -	\$ -	\$ 0	\$ -	\$ 0
78) B-1 Site Development (Co-Op)	Merged	\$ -	\$ -	\$ -	\$ -	\$ -	\$ -	\$ -	\$ -	\$ -	\$ -	\$ -	\$ -	\$ 0	\$ -	\$ 0
79) Storefront Renovation Program (Co-Op)	Merged	\$ -	\$ -	\$ -	\$ -	\$ -	\$ -	\$ -	\$ -	\$ -	\$ -	\$ -	\$ -	\$ 0	\$ -	\$ 0
80) Paradise Creek Enhancement (Co-Op)	Merged	\$ -	\$ -	\$ -	\$ -	\$ -	\$ -	\$ -	\$ -	\$ -	\$ -	\$ -	\$ -	\$ 0	\$ -	\$ 0
Totals - This Page	Merged	\$ 67,500	\$ 16,500	\$ 40,500	\$ 85,600	\$ 49,400	\$ 42,000	\$ -	\$ -	\$ -	\$ -	\$ -	\$ -	\$ 297,500	\$ -	\$ 297,500
Totals - Other Pages	Merged	\$ 524,729	\$ 2,599,162	\$ 425,474	\$ 799,783	\$ 1,270,125	\$ 3,745,158	\$ -	\$ -	\$ -	\$ -	\$ -	\$ -	\$ 9,358,431	\$ -	\$ 9,358,431
Grand total - All Pages	Merged	\$ 592,229	\$ 2,615,662	\$ 465,974	\$ 879,383	\$ 1,315,525	\$ 3,787,158	\$ -	\$ -	\$ -	\$ -	\$ -	\$ -	\$ 9,655,931	\$ -	\$ 9,655,931

